


# Short a Words Flash Cards



Bat



pan

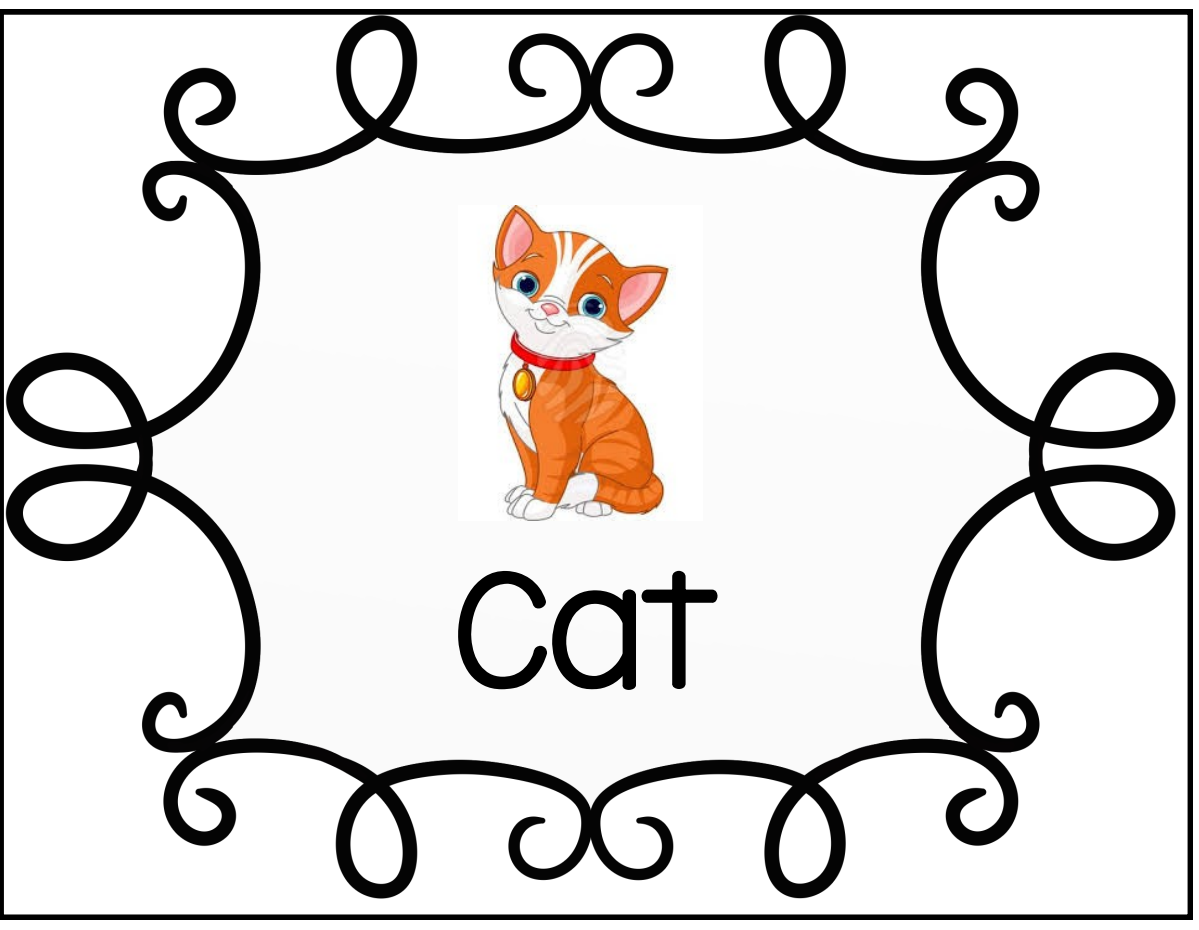





Jam

# Short a Words Flash Cards

Print on the cardstock paper and laminating  
cut out the flash cards



Have the student to mix up the flash cards have them  
to find the same matching cards.



# Short a Words Flash Cards

Print on the cardstock paper and laminating  
Cut out the flash cards





Have the student to mix up the flash cards have them  
to find the same matching cards.



# Short a Words Flash Cards

Print on the cardstock paper and laminating  
cut out the flash cards





Have the student to mix up the flash cards have them  
to find the same matching cards.



# Short a Words Flash Cards

Print on the cardstock paper and laminating  
cut out the flash cards





Have the student to mix up the flash cards have them  
to find the same matching cards.



# Short a Words Flash Cards

Print on the cardstock paper and laminating  
cut out the flash cards


Have the student to mix up the flash cards have them  
to find the same matching cards.




# Short a Words Flash Cards

Print on the cardstock paper and laminating  
cut out the flash cards

Have the student to mix up the flash cards have them  
to find the same matching cards.



Pan



Pan



Van





Van

# Short a Words Flash Cards

Print on the cardstock paper and laminating  
cut out the flash cards

Have the student to mix up the flash cards have them  
to find the same matching cards.







# Short a Words Flash Cards

Print on the cardstock paper and laminating  
cut out the flash cards



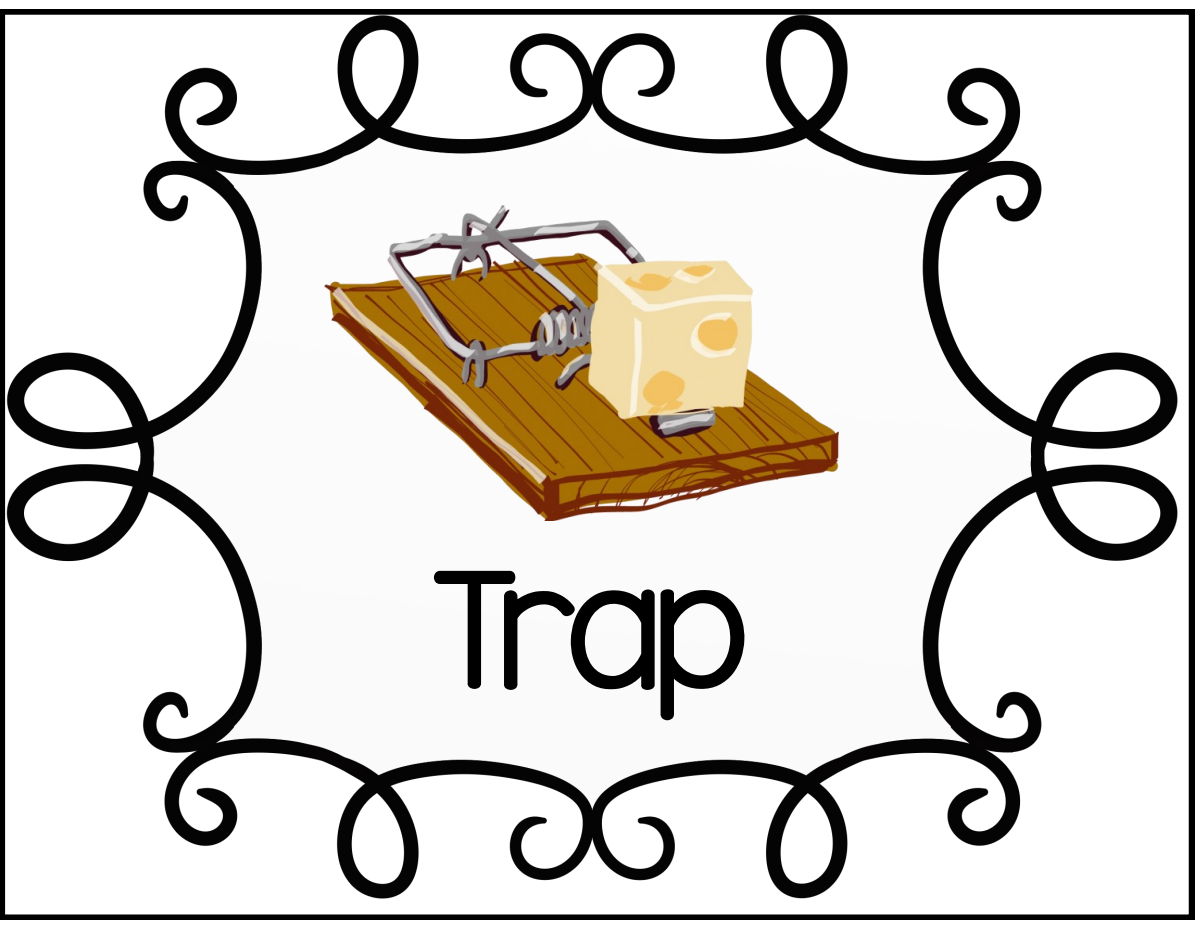

Have the student to mix up the flash cards have them  
to find the same matching cards.



# Short a Words Flash Cards

Print on the cardstock paper and laminating  
Cut out the flash cards

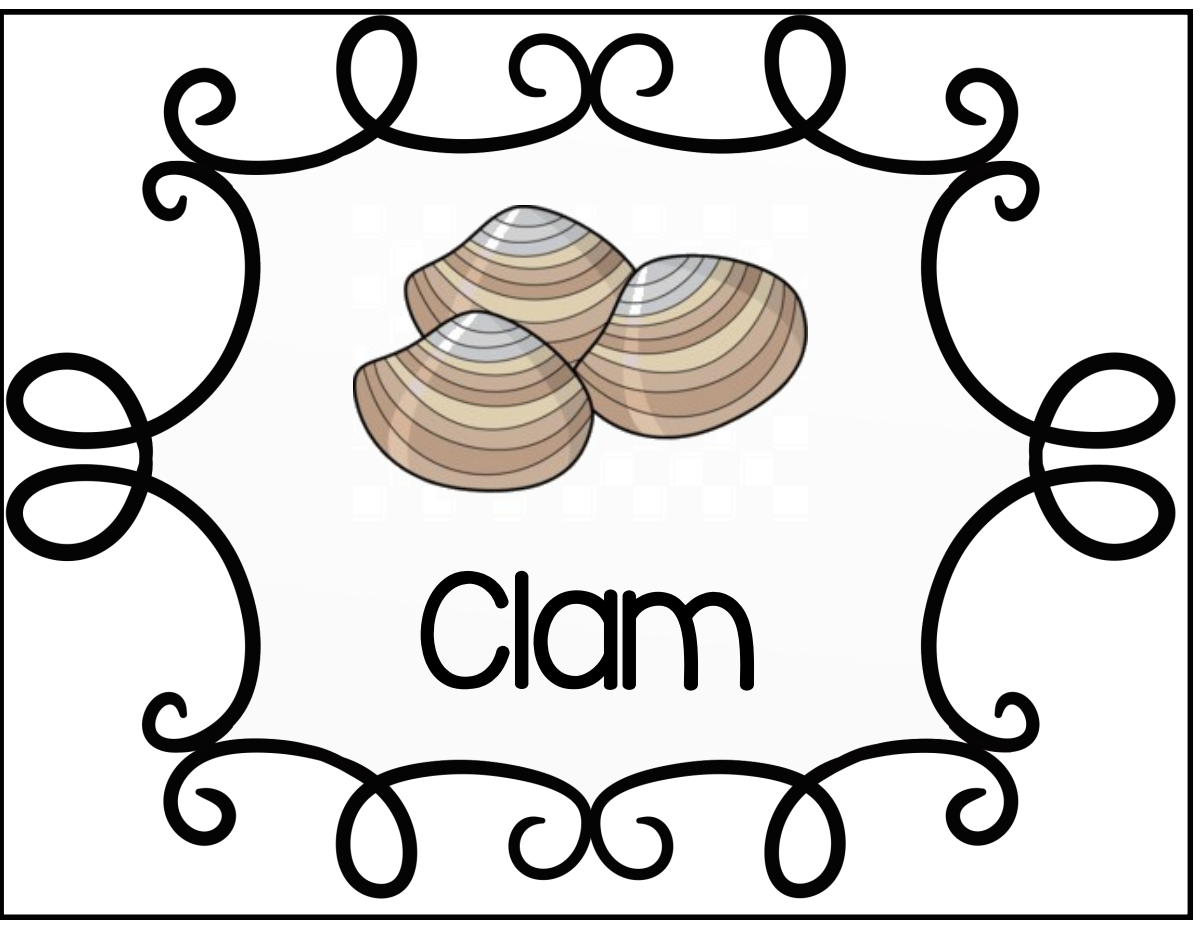

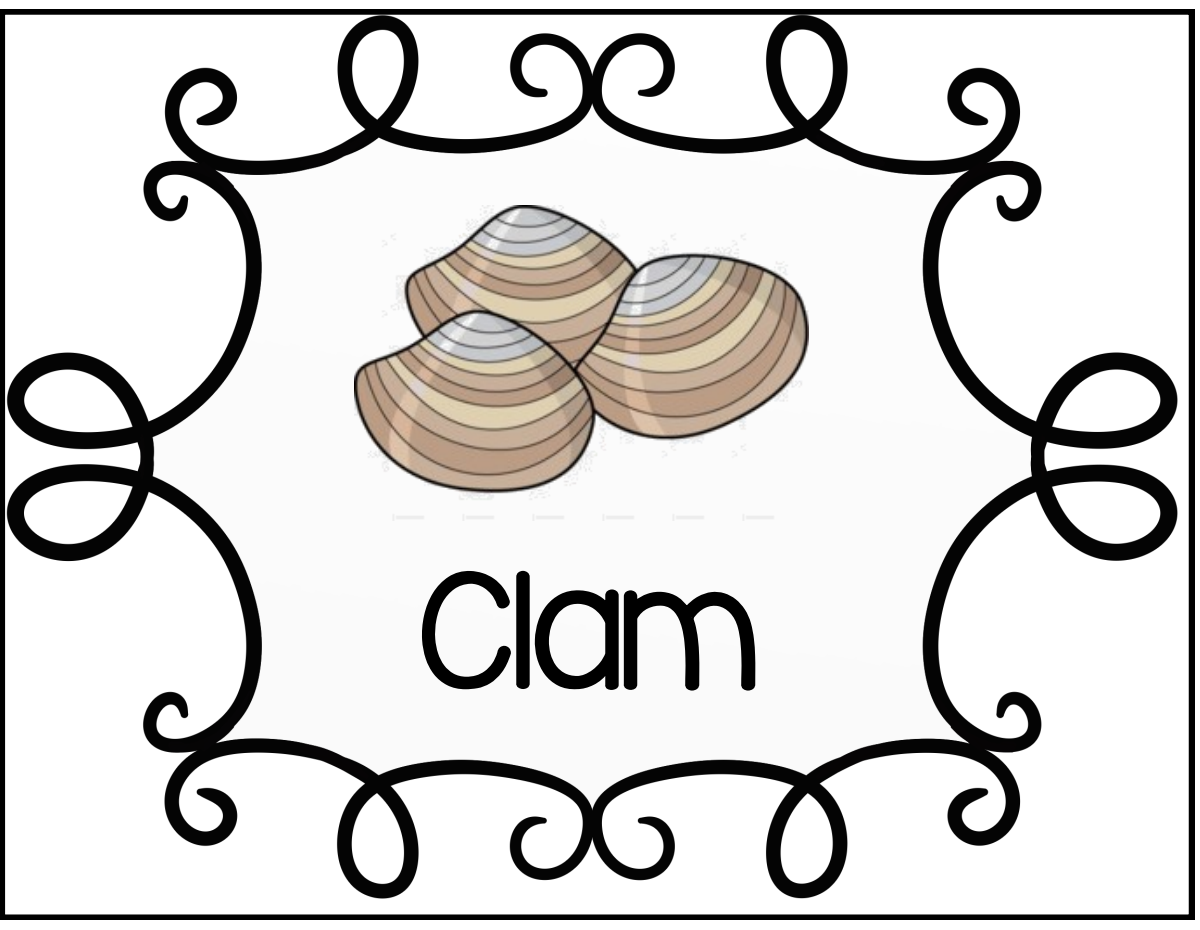

Have the student to mix up the flash cards have them  
to find the same matching cards.



# Short a Words Flash Cards

Print on the cardstock paper and laminating  
cut out the flash cards



Have the student to mix up the flash cards have them  
to find the same matching cards.



# Short a Words Flash Cards

Print on the cardstock paper and laminating  
cut out the flash cards



Have the student to mix up the flash cards have them  
to find the same matching cards.



# Short a Words Flash Cards

Print on the cardstock paper and laminating  
Cut out the flash cards

Have the student to mix up the flash cards have them  
to find the same matching cards.



## Short a Words Flash Cards

Print on the cardstock paper and laminating  
cut out the flash cards

Have the student to mix up the flash cards have them  
to find the same matching cards.



Sand



Sand



Lamb



Lamb

# Short a Words Flash Cards

Print on the cardstock paper and laminating

Cut out the flash cards

Have the student to mix up the flash cards

have them to find the same matching cards.