



Learning with Sight Words




Created by: Halima Mubeen Khan

Name: _____

Learning with Sight Words.....

Can you learn Sight Words with me?




Trace & Read it!

I can read

a book

a



Write it!

Blank writing area with three horizontal lines (top, middle dashed, bottom).



c a t


Spell it!

Large empty square box for drawing or coloring.



Color it!

a




Trace it!

a a a a a a a a

Find it!



a and a away a



Sight Words & Trace it!


a and

away

Name: _____

Learning with Sight Words.....


Can you learn Sight Words with me?



Trace & Read it!

and

Me and my mother



Write it!

Blank writing area with three horizontal lines (top, middle dashed, bottom) for practicing writing the word 'and'.



c a t


Spell it!

Three empty rectangular boxes for spelling the word 'cat'.



Color it!

and




Trace it!

and and

Find it!



a and a and a



Sight Words & Trace it!


a and

away

Name: _____

Learning with Sight Words.....


Can you learn Sight Words with me?



Trace & Read it!

away

The bird fly away



Write it!

Blank writing area with three horizontal lines (top, middle dashed, bottom) for practicing writing the word 'away'.



c a t


Spell it!

Four empty rectangular boxes for spelling the word 'cat'.



Color it!

away




Trace it!

away

Find it!



a away a away a



Sight Words & Trace it!


a and

away

Name: _____

Learning with Sight Words.....


Can you learn Sight Words with me?



Trace & Read it!

big

The *big* blue box



Write it!

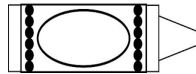
Blank writing area with three horizontal lines (top, middle dashed, bottom) for practicing writing the word 'big'.



c a t


Spell it!

Three empty rectangular boxes for practicing spelling the word 'cat'.



Color it!

big




Trace it!

big big

Find it!



a big a big a



Sight Words & Trace it!


big

blue

Name: _____

Learning with Sight Words.....


Can you learn Sight Words with me?



Trace & Read it!

blue

The blue sky



Write it!

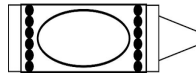
Blank writing area with three horizontal lines (top, middle dashed, bottom) for practicing writing the word 'blue'.



c a t


Spell it!

Four empty rectangular boxes for practicing spelling the word 'cat'.



Color it!

blue




Trace it!

blue

Find it!



a blue a blue a



Sight Words & Trace it!


big

blue

Name: _____

Learning with Sight Words.....


Can you learn Sight Words with me?



Trace & Read it!

can

I can jump



Write it!

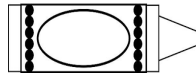
Blank writing area with three horizontal lines (top, middle dashed, bottom) for practicing writing the word 'can'.



c a t


Spell it!

Three empty boxes for spelling the word 'can'.



Color it!

can




Trace it!

can can

Find it!



a can a can a



Sight Words & Trace it!


can

come

Name: _____

Learning with Sight Words.....


Can you learn Sight Words with me?



Trace & Read it!

come

Come here kitty



Write it!

Blank writing area with three horizontal lines (top, middle dashed, bottom) for practicing writing the word 'come'.



c a t


Spell it!

Four empty rectangular boxes for spelling the word 'cat'.



Color it!

come




Trace it!

come

Find it!



a come a come a



Sight Words & Trace it!


can

come

Name: _____

Learning with Sight Words.....


Can you learn Sight Words with me?



Trace & Read it!

down

Can we go down



Write it!

Blank writing area with three horizontal lines (top, middle dashed, bottom) for practicing writing the word 'down'.



c a t


Spell it!

Four empty rectangular boxes for spelling the word 'cat'.



Color it!

down




Trace it!

down

Find it!



a down a down a



Sight Words & Trace it!


down

down

Name: _____

Learning with Sight Words.....


Can you learn Sight Words with me?



Trace & Read it!

find

I can't *find* the bug



Write it!

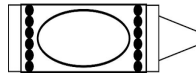
Blank writing area with three horizontal lines (top, middle dashed, bottom) for practicing writing the word 'find'.



c a t


Spell it!

Four empty rectangular boxes for practicing spelling the word 'cat'.



Color it!

find




Trace it!

find find

Find it!



a find a find a




Sight Words & Trace it!

*find for
funny*

Name: _____

Learning with Sight Words.....


Can you learn Sight Words with me?



Trace & Read it!

for

Who is this for?



Write it!

Blank writing area with three horizontal lines (top, middle dashed, bottom) for practicing writing the word 'for'.



c a t


Spell it!

Three empty rectangular boxes for spelling the word 'cat'.



Color it!

for




Trace it!

for for

Find it!



a for a for a



Sight Words & Trace it!


funny

for find

Name: _____

Learning with Sight Words.....


Can you learn Sight Words with me?



Trace & Read it!

funny

You are so funny



Write it!

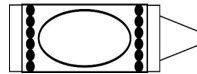
Blank writing area with three horizontal lines (top, middle dashed, bottom) for practicing writing the word 'funny'.



c a t


Spell it!

Five empty boxes for spelling the word 'cat'.



Color it!

funny




Trace it!

funny

Find it!



a funny a funny a



Sight Words & Trace it!


for find

funny

Name: _____

Learning with Sight Words.....


Can you learn Sight Words with me?



Trace & Read it!

go

Let's go



Write it!

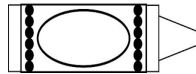
Blank writing area with three horizontal lines (top, middle dashed, bottom).



c a t


Spell it!

Two empty rectangular boxes for spelling practice.



Color it!

go



Trace it!


go

go

Find it!



a go a go a



Sight Words & Trace it!


go

go

Name: _____

Learning with Sight Words.....


Can you learn Sight Words with me?



Trace & Read it!

help

Can I *help* you mom



Write it!

Blank writing lines for practicing the word 'help'.



c a t


Spell it!

Four empty boxes for spelling the word 'cat'.



Color it!

help




Trace it!

help help

Find it!



a help a help a



Sight Words & Trace it!


help

here

Name: _____

Learning with Sight Words.....


Can you learn Sight Words with me?



Trace & Read it!

here

I am here dad



Write it!

Blank writing area with three horizontal lines (top, middle dashed, bottom) for practicing writing the word 'here'.



c a t


Spell it!

Four empty rectangular boxes for spelling the word 'cat'.



Color it!

here




Trace it!

here here

Find it!



a here a here a



Sight Words & Trace it!


here

help

Name: _____

Learning with Sight Words.....


Can you learn Sight Words with me?



Trace & Read it!



I like to ride a bike




Write it!

Blank writing area with three horizontal lines (top, middle dashed, bottom) for practicing writing the letter I.





c a t


Spell it!



Color it!




Trace it!





Find it!



a l a l a




Sight Words & Trace it!



Name: _____

Learning with Sight Words.....


Can you learn Sight Words with me?



Trace & Read it!

in

I am going *in* the car



Write it!

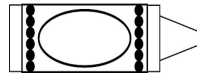
Blank writing area with three horizontal lines (top, middle dashed, bottom) for practicing writing the word 'in'.



c a t


Spell it!

Two empty rectangular boxes for practicing spelling the word 'cat'.



Color it!

in



Trace it!


in

in

Find it!



a in a in a



Sight Words & Trace it!


in

in

Name: _____

Learning with Sight Words.....


Can you learn Sight Words with me?



Trace & Read it!

is

Who *i*s coming home?



Write it!

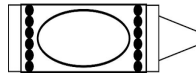
Blank writing area with three horizontal lines (top, middle dashed, bottom) for practicing writing the word 'is'.



c a t


Spell it!

Two empty rectangular boxes for spelling the word 'is'.



Color it!

is



Trace it!


is

is

Find it!



a is a is a



Sight Words & Trace it!


is

is

Name: _____

Learning with Sight Words.....


Can you learn Sight Words with me?



Trace & Read it!

it

It looks like new



Write it!

Blank writing area with three horizontal lines (top, middle dashed, bottom) for practicing writing the word 'it'.



c a t


Spell it!

Two empty rectangular boxes for practicing spelling the word 'it'.



Color it!

Large outline of the word 'it' for coloring.



Trace it!


it

it

Find it!



a it a it a



Sight Words & Trace it!


it

it

Name: _____

Learning with Sight Words.....


Can you learn Sight Words with me?



Trace & Read it!

jump

Let's jump up high



Write it!

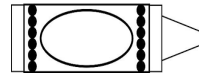
Blank writing area with three horizontal lines (top, middle dashed, bottom) for practicing writing the word 'jump'.



c a t


Spell it!

Four empty rectangular boxes for spelling the word 'cat'.



Color it!

jump




Trace it!

jump

Find it!



a jump a jump a



Sight Words & Trace it!


jump

jump

Name: _____

Learning with Sight Words.....


Can you learn Sight Words with me?



Trace & Read it!

little

I am so little



Write it!

Blank writing area with three horizontal lines (top, middle dashed, bottom) for practicing writing the word 'little'.



c a t


Spell it!

Blank grid for spelling practice, consisting of six empty rectangular boxes.



Color it!

little



Trace it!

little

Find it!



a little a little a



Sight Words & Trace it!


look

little

Name: _____

Learning with Sight Words.....


Can you learn Sight Words with me?



Trace & Read it!

look

I look outside



Write it!

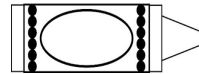
Blank writing area with three horizontal lines (top, middle dashed, bottom) for practicing writing the word 'look'.



c a t


Spell it!

Four empty rectangular boxes for spelling the word 'look'.



Color it!

look




Trace it!

look look

Find it!



a look a look a



Sight Words & Trace it!


little

look

Name: _____

Learning with Sight Words.....


Can you learn Sight Words with me?



Trace & Read it!

make

Let's *make* cookies



Write it!

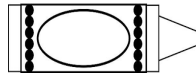
Blank writing area with three horizontal lines (top, middle dashed, bottom) for practicing writing the word 'make'.



c a t


Spell it!

Four empty rectangular boxes for spelling the word 'make'.



Color it!

make



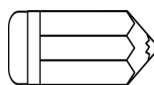
Trace it!

make

Find it!



a make a make a



Sight Words & Trace it!


make

me my

Name: _____

Learning with Sight Words.....


Can you learn Sight Words with me?



Trace & Read it!

me

Just you and me



Write it!

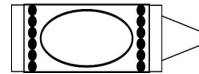
Blank writing area with three horizontal lines (top, middle dashed, bottom) for practicing writing the word 'me'.



c a t


Spell it!

Two empty rectangular boxes for spelling the word 'me'.



Color it!

me




Trace it!

me me

Find it!



a me a me a



Sight Words & Trace it!


me

my

Name: _____

Learning with Sight Words.....


Can you learn Sight Words with me?



Trace & Read it!

my

Me and *my* sister



Write it!

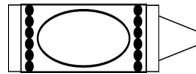
Blank writing area with three horizontal lines (top, middle dashed, bottom) for practicing writing the word 'my'.



c a t


Spell it!

Two empty rectangular boxes for spelling the word 'cat'.



Color it!

my




Trace it!

my my

Find it!



a my a my a



Sight Words & Trace it!


my

my

Name: _____

Learning with Sight Words.....


Can you learn Sight Words with me?



Trace & Read it!

not

I do not want to go



Write it!

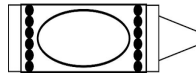
Blank writing area with three horizontal lines (top, middle dashed, bottom) for practicing writing the word 'not'.



c a t


Spell it!

Three empty rectangular boxes for practicing spelling the word 'cat'.



Color it!

not




Trace it!

not not

Find it!



a not a not a



Sight Words & Trace it!


not

not

Name: _____

Learning with Sight Words.....


Can you learn Sight Words with me?



Trace & Read it!

one

There are one duck



Write it!

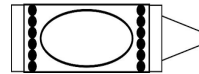
Blank writing area with three horizontal lines (top, middle dashed, bottom) for practicing writing the word 'one'.



c a t


Spell it!

Three empty rectangular boxes for spelling the word 'cat'.



Color it!

one




Trace it!

one one

Find it!



a one a one a



Sight Words & Trace it!


one

one

Name: _____

Learning with Sight Words.....


Can you learn Sight Words with me?



Trace & Read it!

play

Let's go and play



Write it!

Blank writing area with three horizontal lines (top, middle dashed, bottom) for practicing writing the word 'play'.



c a t


Spell it!

Four empty rectangular boxes for spelling the word 'cat'.



Color it!

play




Trace it!

play play

Find it!



a play a play a




Sight Words & Trace it!

play
play

Name: _____

Learning with Sight Words.....


Can you learn Sight Words with me?



Trace & Read it!

red

Red apple



Write it!

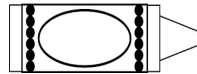
Blank writing area with three horizontal lines (top, middle dashed, bottom) for practicing writing the word 'red'.



c a t


Spell it!

Three empty rectangular boxes for practicing spelling the word 'cat'.



Color it!

red




Trace it!

red red

Find it!



a red a red a



Sight Words & Trace it!


run

red

Name: _____

Learning with Sight Words.....


Can you learn Sight Words with me?



Trace & Read it!

run

I like to run so far



Write it!

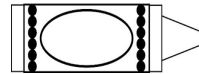
Blank writing area with three horizontal lines (top, middle dashed, bottom) for practicing writing the word 'run'.



c a t


Spell it!

Three empty rectangular boxes for spelling the word 'cat'.



Color it!

run




Trace it!

run run

Find it!



a run a run a



Sight Words & Trace it!


red

run

Name: _____

Learning with Sight Words.....


Can you learn Sight Words with me?



Trace & Read it!

said

She said yes



Write it!

Blank writing lines for practicing the word 'said'.



c a t


Spell it!

Four empty boxes for spelling the word 'said'.



Color it!

said




Trace it!

said said

Find it!



a said a said a



Sight Words & Trace it!


see

said

Name: _____

Learning with Sight Words.....


Can you learn Sight Words with me?



Trace & Read it!

see

I see a big whale



Write it!

Blank writing area with three horizontal lines (top, middle dashed, bottom) for practicing writing the word 'see'.



c a t


Spell it!

Three empty rectangular boxes for practicing spelling the word 'cat'.



Color it!

see




Trace it!

see see

Find it!



a see a see a



Sight Words & Trace it!


see

said

Name: _____

Learning with Sight Words.....


Can you learn Sight Words with me?



Trace & Read it!

the

The park is closed



Write it!

Blank writing area with three horizontal lines (top, middle dashed, bottom) for practicing writing the word 'the'.



c a t


Spell it!

Three empty boxes for spelling the word 'cat'.



Color it!

the




Trace it!

the the

Find it!



a the a the a



Sight Words & Trace it!


the

three

Name: _____

Learning with Sight Words.....


Can you learn Sight Words with me?



Trace & Read it!

three

Three little dogs



Write it!

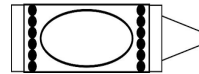
Blank writing area with three horizontal lines (top, middle dashed, bottom) for practicing writing the word 'three'.



c a t


Spell it!

A row of five empty rectangular boxes for spelling the word 'cat'.



Color it!

three




Trace it!

three

Find it!



a three a three a



Sight Words & Trace it!

three


to

the

Name: _____

Learning with Sight Words.....


Can you learn Sight Words with me?



Trace & Read it!

to

Going to the mall



Write it!

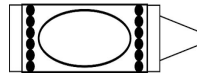
Blank writing area with three horizontal lines (top, middle dashed, bottom) for practicing writing the word 'to'.



c a t


Spell it!

Two empty rectangular boxes for practicing spelling the word 'cat'.



Color it!

to




Trace it!

to to

Find it!



a to a to a



Sight Words & Trace it!


the to

three

Name: _____

Learning with Sight Words.....


Can you learn Sight Words with me?



Trace & Read it!

we

We are having lunch



Write it!

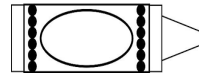
Blank writing area with three horizontal lines (top, middle dashed, bottom) for practicing writing the word 'we'.



c a t


Spell it!

Two empty rectangular boxes for practicing spelling the word 'cat'.



Color it!

we




Trace it!

we we

Find it!



a we a we a



Sight Words & Trace it!


we

where

Name: _____

Learning with Sight Words.....


Can you learn Sight Words with me?



Trace & Read it!

where

Where are you?



Write it!

Blank writing area with three horizontal lines (top, middle dashed, bottom) for practicing writing the word 'where'.



c a t


Spell it!

Five empty rectangular boxes for spelling the word 'where'.



Color it!

where



Trace it!

where

Find it!



a where a where a



Sight Words & Trace it!


where

we

Name: _____

Learning with Sight Words.....


Can you learn Sight Words with me?



Trace & Read it!

yellow

Yellow boots



Write it!

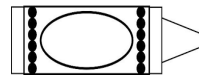
Blank writing area with three horizontal lines (top, middle dashed, bottom) for practicing writing the word 'yellow'.



c a t


Spell it!

A row of six empty boxes for spelling the word 'cat'.



Color it!

yellow




Trace it!

yellow

Find it!



yellow a yellow



Sight Words & Trace it!


you

Yellow

Name: _____

Learning with Sight Words.....


Can you learn Sight Words with me?



Trace & Read it!

you

Are you there girls



Write it!

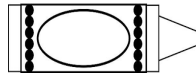
Blank writing area with three horizontal lines (top, middle dashed, bottom) for practicing writing the word 'you'.



c a t


Spell it!

Three empty boxes for spelling the word 'cat'.



Color it!

you




Trace it!

you you

Find it!



a you a you a



Sight Words & Trace it!

yellow

you



Learning with Sight Words

Pre-Primer

Kindergarten Level I

Sight Words children can
Practices learning the
Sight Words

