

Reading Comprehension

Katie's new horse

Read the story.

One Morning Katie woke up.

Katie went downstairs to eat her breakfast.

Katie's dad has a surprise for her.

Katie was so happy about her dad's surprise.

Katie wondered what the surprise was.

Katie finished eating her breakfast and ran outside to feed the little chicks.

At the farm barn Katie saw a black horse.

Katie ran to the farm barn to have a closer look and it was a big black horse.

Katie's dad came outside and told Katie "This surprise is for you sweetheart".

"Really dad?" Katie said.

Katie was so happy and she gave her dad a big hug.

"Thank you! Thank You! Dad! You are the best!"

Katie was so happy about her new horse.

Katie couldn't wait to ride her new horse.
Katie was thinking "What should I name my
new horse?"

Can you help Katie to find a name for her
new horse?

Add correct missing words.

woke
downstairs
breakfast
surprise
Katie
wondered
outside
farm barn
closer
a
big
sweetheart
Really
hug
the
new
wait
ride
thinking

On the left side

Missing Words

To complete the
story these are the
missing words to fill
in the blanks
Page 3 and 4

One morning Katie _____ up.

Katie went _____ to eat her
_____.

Katie's dad has a _____ for her.

_____ was so happy about her dad's
Surprise.

Katie _____ what the surprise was.

Katie finished eating her breakfast and ran
_____ to feed the little chicks.

At the _____ Katie saw a black
horse.

Katie ran to the farm barn to have a _____
look and it was _____ black horse.

Katie's dad came outside and told Katie "This
surprise is for you _____."

“ _____ dad?” Katie said.

Katie was so happy and she gave her dad a big _____.

“Thank you! Thank you! Dad! You are _____ best!”


Katie was so happy about her _____ horse.

Katie couldn't _____ to _____ her new horse.



Katie was _____ “What should I name my new horse?”

What should Katie's new horse be named?

Colour the picture.



Draw picture
of you
riding a
horse.



Direction

Have the students to read the story
Page 1 & 2

Page 2 at the bottom of the page
missing words

Page 3 & 4

Have the student to re-fixes the story to
add the missing words and fill in the blanks
spots.

Page 5 Colour picture and Draw their own
picture.