

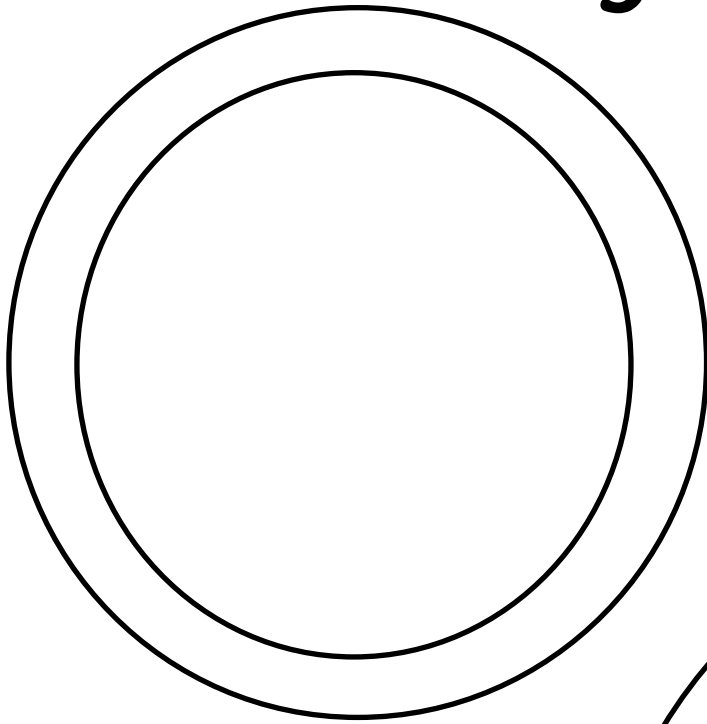
# Penguins Craft

## Instruction

1. Colour Paper and Glue
2. Cotton Balls and White Paint
3. Cut out all the Peaces glue them together on colour paper
4. Colour the penguin
5. Add white paint dots looks like snow is falling down
6. Add cotton ball at the bottom to looks like snow on the ground.





# Penguins Craft




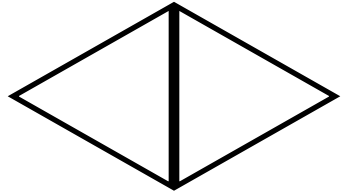
**Body**

**Head**




**2 Heart Feet**


**Beak**



**2 Eyes**



**2 Heart Wings**



**Forehead Hair**

