




Learning with Alphabets



Created by: Halima Mubeen Khan

Name: _____

Learning with Alphabet.....




Can you learn alphabet with me?




Read it!

A a



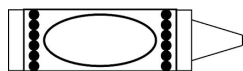
A is for Apple



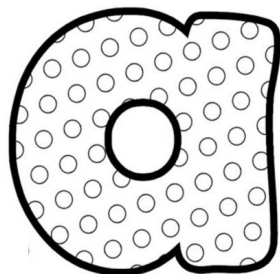

Write it!

Blank handwriting lines for practicing the letter A.

Blank handwriting lines for practicing the letter A.





Color it!




c a t

Spell it!



Find it!

A b a B b A a



Trace it!

A A A A A

a a a a a a a




Sight Words & Trace it!

a and

away

Name: _____

Learning with Alphabet.....



Can you learn alphabet with me?




Read it!

B b



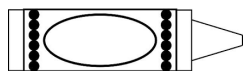
B is for Bear




Write it!

Blank writing lines for practicing the letter B.

Blank writing lines for practicing the letter b.

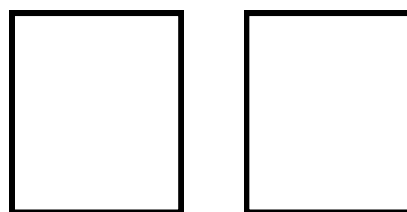


Color it!



c a t


Spell it!



Find it!



A b a B b A a



Trace it!

BBB BBB
bbb bbb




Sight Words & Trace it!

be but
blue

Name: _____

Learning with Alphabet.....




Can you learn alphabet with me?




Read it!

C c



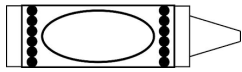
C is for Cat




Write it!

Blank writing lines for practicing the letter C.

Blank writing lines for practicing the letter C.



Color it!




c a t

Spell it!

Two empty boxes for writing the words 'cat' and 'c'.

Find it!

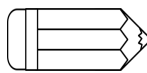
C b c B b C c



Trace it!

C C C C C C C C

c c c c c c c c




Sight Words & Trace it!

came

come

Name: _____

Learning with Alphabet.....




Can you learn alphabet with me?




Read it!

D d




D is for Dog




Write it!

Blank writing lines for practicing the letter D.

Blank writing lines for practicing the letter D.

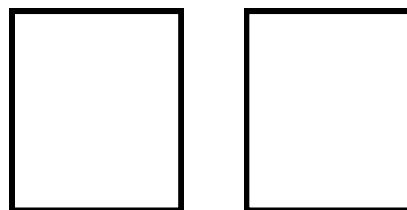


Color it!



c a t


Spell it!



Find it!



C d c D d D c



Trace it!

DDDDDDDD
dddddddd




Sight Words & Trace it!

do did
down

Name: _____

Learning with Alphabet.....




Can you learn alphabet with me?




Read it!

E e



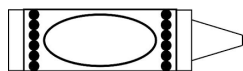
E is for Elephant




Write it!

Blank handwriting lines for practicing the letter E.

Blank handwriting lines for practicing the letter E.

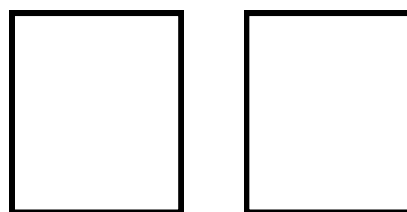


Color it!



c a t


Spell it!



Find it!




E e d E d D e



Trace it!

EEEEEE

eeeeee




Sight Words & Trace it!

eat

every

Name: _____

Learning with Alphabet.....




Can you learn alphabet with me?




Read it!

F f

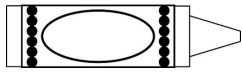


F is for Frog




Write it!

Two sets of handwriting practice lines, each consisting of a solid top line, a dashed middle line, and a solid bottom line.

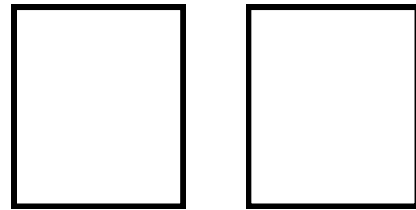


Color it!



c a t


Spell it!



Find it!




F e f E e F f



Trace it!

FFFFFF
ffffffffff




Sight Words & Trace it!

four find
funny

Name: _____


Learning with Alphabet.....




Can you learn alphabet with me?



Read it!

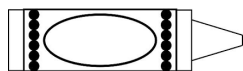


G is for Goat




Write it!

Two sets of handwriting practice lines, each consisting of a solid top line, a dashed middle line, and a solid bottom line.



Color it!



c a t


Spell it!

Two empty rectangular boxes for writing the word 'cat'.



Find it!



G f g F f G g



Trace it!




Sight Words & Trace it!



Name: _____

Learning with Alphabet.....



Can you learn alphabet with me?




Read it!

Hh

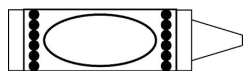


H is for House




Write it!

Two sets of handwriting practice lines, each consisting of a solid top line, a dashed middle line, and a solid bottom line.

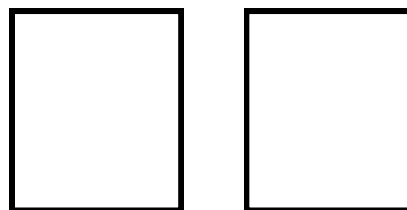


Color it!



c a t


Spell it!



Find it!




H f h F h f H



Trace it!

HHHHHHH
hhhhhhhh




Sight Words & Trace it!

he help
have

Name: _____

Learning with Alphabet.....



Can you learn alphabet with me?




Read it!

J j

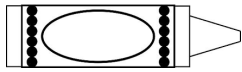


J is for Jar




Write it!

Two sets of handwriting practice lines, each consisting of a solid top line, a dashed middle line, and a solid bottom line.

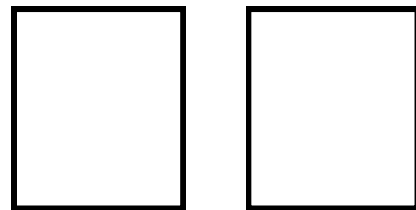


Color it!



c a t


Spell it!



Find it!




I j i J i J j



Trace it!

J J J J J

j j j j j




Sight Words & Trace it!

just

jump

Name: _____

Learning with Alphabet.....

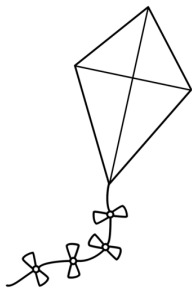


Can you learn alphabet with me?




Read it!

K k



K is for Kite




Write it!

Blank writing lines for practicing the letter K.

Blank writing lines for practicing the letter K.

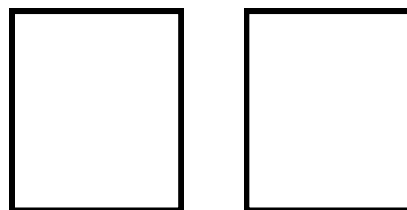


Color it!



c a t


Spell it!



Find it!



I k i K i K k



Trace it!

K K K K K K
k k k k k k k k




Sight Words & Trace it!

know

Name: _____

Learning with Alphabet.....




Can you learn alphabet with me?




Read it!

L I



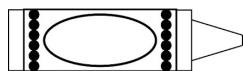
L is for Lion




Write it!

Blank writing lines for practicing the letter L.

Blank writing lines for practicing the letter I.

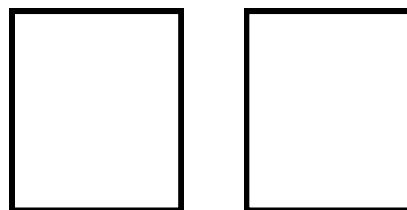


Color it!



c a t


Spell it!



Find it!



L k l K k L l



Trace it!

Tracing practice for uppercase L.

Tracing practice for lowercase l.




Sight Words & Trace it!

like look

little

Name: _____


Learning with Alphabet.....




Can you learn alphabet with me?



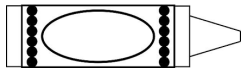
Read it!

Mm 


M is for Mailbox



Write it!



Color it!

Mm 




c a t

Spell it!

Find it!




L m l M m L l



Trace it!

MMMMMM

mmmmmm




Sight Words & Trace it!

me made

many

Name: _____

Learning with Alphabet.....




Can you learn alphabet with me?




Read it!

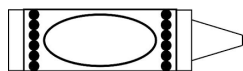
N n




N is for Notebook



Write it!



Color it!



c a t


Spell it!

□ □

Find it!




M n m N m N n



Trace it!

NNNNNNNN

nnnnnnnnnn




Sight Words & Trace it!

no new

now not

Name: _____

Learning with Alphabet.....




Can you learn alphabet with me?




Read it!

O

o



O is for Octopus




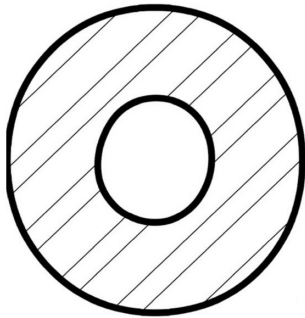
Write it!

Blank writing lines for practicing the letter O.

Blank writing lines for practicing the letter O.





Color it!



c a t


Spell it!



Find it!




O n o N o n O



Trace it!

O O O O O O

o o o o o o o




Sight Words & Trace it!

or one

off on

Name: _____

Learning with Alphabet.....



Can you learn alphabet with me?




Read it!

P p



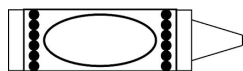
P is for Pumpkin




Write it!

Blank handwriting lines for practicing the letter P.

Blank handwriting lines for practicing the letter P.

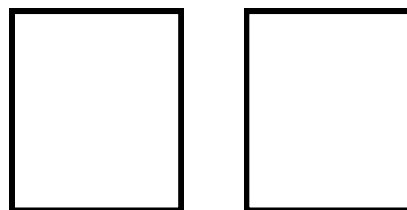


Color it!



c a t


Spell it!



Find it!



P o p O o P p



Trace it!

pppppppp

pppppppp




Sight Words & Trace it!

pretty

please

Name: _____

Learning with Alphabet.....




Can you learn alphabet with me?




Read it!

Q q



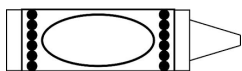
Q is for Queen




Write it!

Blank writing lines for practicing the letter Q.

Blank writing lines for practicing the letter q.

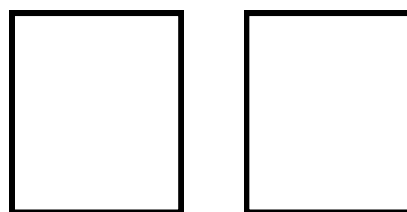


Color it!



c a t


Spell it!



Find it!



Q p q P p Q q



Trace it!

Q Q Q Q Q Q

q q q q q q




Sight Words & Trace it!

queen

quail

Name: _____

Learning with Alphabet.....




Can you learn alphabet with me?




Read it!

R r



R is for Rabbit




Write it!

Two sets of handwriting practice lines, each consisting of a solid top line, a dashed middle line, and a solid bottom line.



Color it!



c a t


Spell it!

Two empty square boxes for writing the letters 'c', 'a', and 't'.

Find it!




R q r Q q R r



Trace it!

RRRRRRR
rrrrrrrrr




Sight Words & Trace it!

run ran
ride

Name: _____

Learning with Alphabet.....



Can you learn alphabet with me?




Read it!

S s

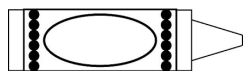


S is for Star




Write it!

Two sets of handwriting practice lines, each consisting of a solid top line, a dashed middle line, and a solid bottom line.

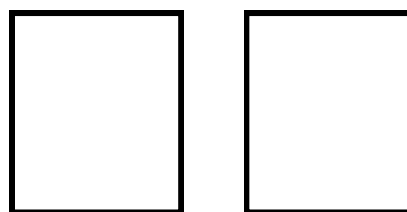


Color it!



c a t


Spell it!



Find it!




S r s R r S s



Trace it!

SSSSSSSSSS
SSSSSSSSSS




Sight Words & Trace it!

so she
say saw

Name: _____

Learning with Alphabet.....



Can you learn alphabet with me?




Read it!

T t



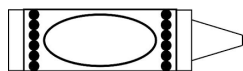
T is for Tiger




Write it!

Blank writing lines for practicing the letter T.

Blank writing lines for practicing the letter T.

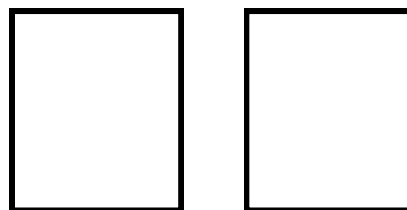


Color it!



c a t


Spell it!




Find it!



T s t S s T t



Trace it!




Sight Words & Trace it!



Name: _____

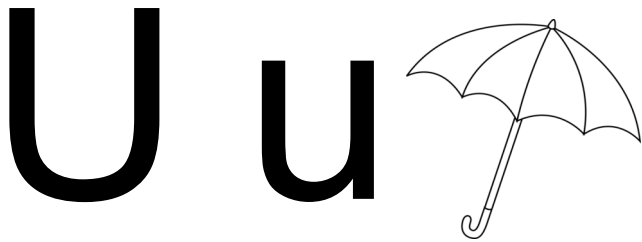
Learning with Alphabet.....




Can you learn alphabet with me?



Read it!



U is for Umbrella




Write it!

Two sets of handwriting practice lines, each consisting of a solid top line, a dashed middle line, and a solid bottom line.

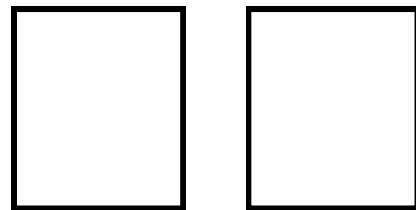


Color it!



c a t


Spell it!





Find it!




U t u U T u t



Trace it!




Sight Words & Trace it!



Name: _____

Learning with Alphabet.....



Can you learn alphabet with me?




Read it!

V v

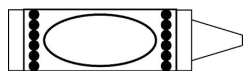


V is for Van




Write it!

Two sets of handwriting practice lines, each consisting of a solid top line, a dashed middle line, and a solid bottom line.

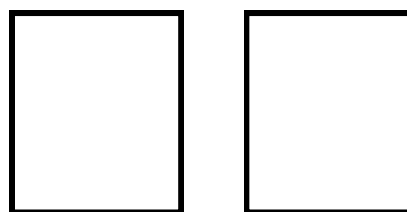


Color it!



c a t


Spell it!




Find it!



V u v U u V v



Trace it!




Sight Words & Trace it!

very

Name: _____

Learning with Alphabet.....




Can you learn alphabet with me?



Read it!



W is for Watermelon




Write it!

Two sets of handwriting lines for practicing writing the letter 'W'. Each set consists of a solid top line, a dashed middle line, and a solid bottom line.

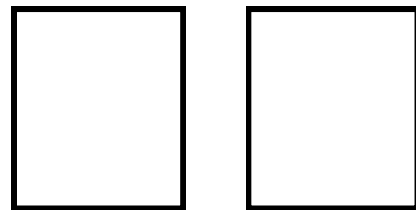


Color it!



c a t


Spell it!





Find it!



W v w V w v W



Trace it!




Sight Words & Trace it!



Name: _____

Learning with Alphabet.....




Can you learn alphabet with me?

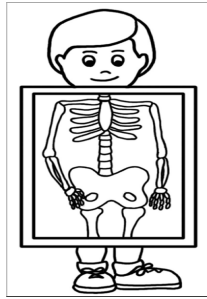


Read it!

Write it!



X x



X is for X-ray


Blank writing lines for practicing the letter X.

Blank writing lines for practicing the letter X.





Color it!

Spell it!




c a t



Find it!




X w x W x X w



Trace it!

Sight Words & Trace it!

X X X X X X X X




X X X X X X X X

x-ray

Name: _____

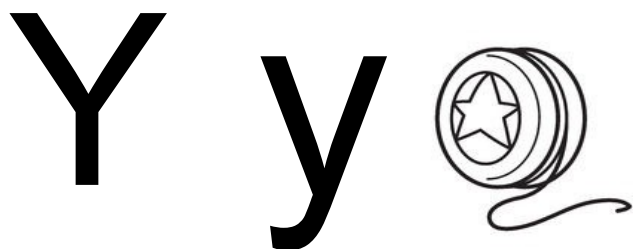
Learning with Alphabet.....




Can you learn alphabet with me?



Read it!

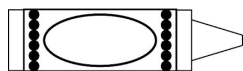


Y is for Yo-Yo




Write it!

Two sets of handwriting lines for practicing writing the letter 'Y'. Each set consists of a solid top line, a dashed middle line, and a solid bottom line.

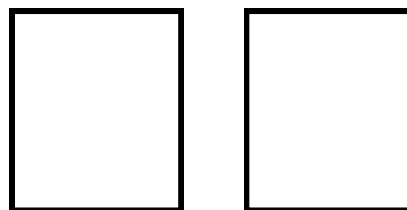


Color it!



c a t


Spell it!




Find it!



Y x y X y Y x



Trace it!




Sight Words & Trace it!



Name: _____

Learning with Alphabet.....




Can you learn alphabet with me?




Read it!

Z z



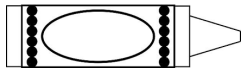
Z is for Zoo




Write it!

Blank handwriting lines for practicing the letter Z.

Blank handwriting lines for practicing the letter Z.

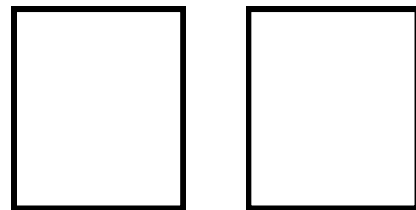


Color it!



c a t


Spell it!




Find it!



Y z y Z y Z z



Trace it!



Sight Words & Trace it!

zebra



Learning with Alphabets
Pre-Primer
Kindergarten

Alphabets children can
Practices learning the
Alphabets A to Z

