



# Arabic Letter Puzzle

The image shows the Arabic letter Alif (ا) in a bold, black font. It is a simple vertical stroke with a small hook at the top.


**Alif**

The image shows the Arabic letter Ba (ب) in a bold, black font. It features a large, curved shape with a small dot below it.

**Baa**


The image shows the Arabic letter Ta (ت) in a bold, black font. It has a curved shape with two small dots above it.

**Taa**

The image shows the Arabic letter Tha (ث) in a bold, black font. It has a curved shape with three small dots above it.

**Thaa**


# Arabic Letter Puzzle

The image shows the Arabic letter Jeem (ج) in a stylized, bold black font. It is a cursive letter with a small square dot above it.

**Jeem**

The image shows the Arabic letter Haa (ح) in a stylized, bold black font. It is a cursive letter with a small square dot above it.

**Haa**

The image shows the Arabic letter Khaa (خ) in a stylized, bold black font. It is a cursive letter with a small square dot above it.

**Khaa**

The image shows the Arabic letter Daal (د) in a stylized, bold black font. It is a cursive letter with a small square dot above it.

**Daal**

# Arabic Letter Puzzle

ذ

**Dhaal**

ر

**Raa**

ز

**Zaa**


س

**Seen**


# Arabic Letter Puzzle

The image shows the Arabic letter Sheen (ش) in a stylized, bold font. It consists of a large, curved hook on the left that curves upwards and then downwards to the right, ending in a small vertical stroke with two dots above it.


**Sheen**

The image shows the Arabic letter Sadd (ص) in a stylized, bold font. It features a large, curved hook on the left that curves upwards and then downwards to the right, ending in a small vertical stroke.

**Sadd**


The image shows the Arabic letter Dadd (ض) in a stylized, bold font. It has a large, curved hook on the left that curves upwards and then downwards to the right, ending in a small vertical stroke with a dot above it.

**Dadd**


The image shows the Arabic letter Tadd (ط) in a stylized, bold font. It features a large, curved hook on the left that curves upwards and then downwards to the right, ending in a small vertical stroke with a dot above it.

**Tadd**

# Arabic Letter Puzzle

The image shows the Arabic letter Dhad (ذ) in a stylized, bold black font. It features a vertical stem on the left, a curved top that loops back to the right, and a small square dot above the right side of the loop.

**Dhad**

The image shows the Arabic letter Ayn (ع) in a stylized, bold black font. It has a curved top that loops back to the left, a vertical stem in the middle, and a curved bottom that tapers to a point on the right.

**Ayn**


The image shows the Arabic letter Ghayn (غ) in a stylized, bold black font. It has a curved top that loops back to the left, a vertical stem in the middle, and a curved bottom that tapers to a point on the right. It has a small square dot above the top of the loop.

**Ghayn**

The image shows the Arabic letter Fadd (ف) in a stylized, bold black font. It has a curved top that loops back to the left, a vertical stem in the middle, and a curved bottom that tapers to a point on the right. It has a small square dot above the top of the loop.

**Fadd**

# Arabic Letter Puzzle



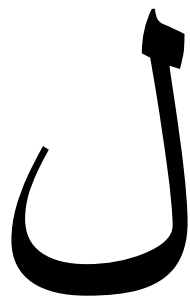
ق

Qaf



ك

Kaf



ل


Lam



م

Meem

# Arabic Letter Puzzle



ن

Noon




ه

Haa



و

Waw



ي

Ya

**You can print them on cardstock**

**Cut Arabic Letter Puzzle in half  
where the dot line is.**

**Have student to practices  
learning Arabic Letters**